
























Quarter 1 Performance Report

PI Status		Action Status		Short Term Trends	
	Alert		Cancelled		Improving
	Warning		Overdue; Neglected		No Change
	OK		Check Progress		Getting Worse
	Unknown		Not Started; In Progress		
	Data Only		Completed		


Portfolio Owners Public Protection

Title	Service Area	Status	Completion Date	Progress Bar	Notes
Develop an employment scheme with Department of Work and Pensions, Probation and the Prison Services to reduce re-offending	Organisational Development		31-Mar-2020	<div style="width: 16%;"><div style="width: 16%;"></div></div> 16%	
Tackle anti-social behaviour and crime with partners	Public Protection		31-Mar-2020	<div style="width: 25%;"><div style="width: 25%;"></div></div> 25%	
Seek prosecution and enforcement action for dog fouling, anti-social behaviour and against those that fly-tip waste	Public Protection		31-Mar-2020	<div style="width: 10%;"><div style="width: 10%;"></div></div> 10%	
Develop further the public protection hub arrangements	Public Protection		31-Mar-2020	<div style="width: 47%;"><div style="width: 47%;"></div></div> 47%	
Invest in new and existing CCTV in priority hot spots	Public Protection		31-Mar-2020	<div style="width: 26%;"><div style="width: 26%;"></div></div> 26%	
Extend the Neighbourhood wardens Service	Public Protection		31-Mar-2020	<div style="width: 50%;"><div style="width: 50%;"></div></div> 50%	

Title	Service Area	Status	Completion Date	Progress Bar	Notes
Bring at least 20 empty homes back into use	Public Protection		31-Mar-2020	<input type="text" value="0%"/>	
Review the pilot Selective Licensing Scheme and investigate new schemes in the borough	Public Protection		31-Dec-2019	<input type="text" value="0%"/>	
Robustly inspect and work with food premises to improve the standards where required	Public Protection		31-Mar-2020	<input type="text" value="0%"/>	
Develop a 'Quality Scheme' for safe places, health and food outlets	Community Relations		31-Mar-2020	<input type="text" value="0%"/>	

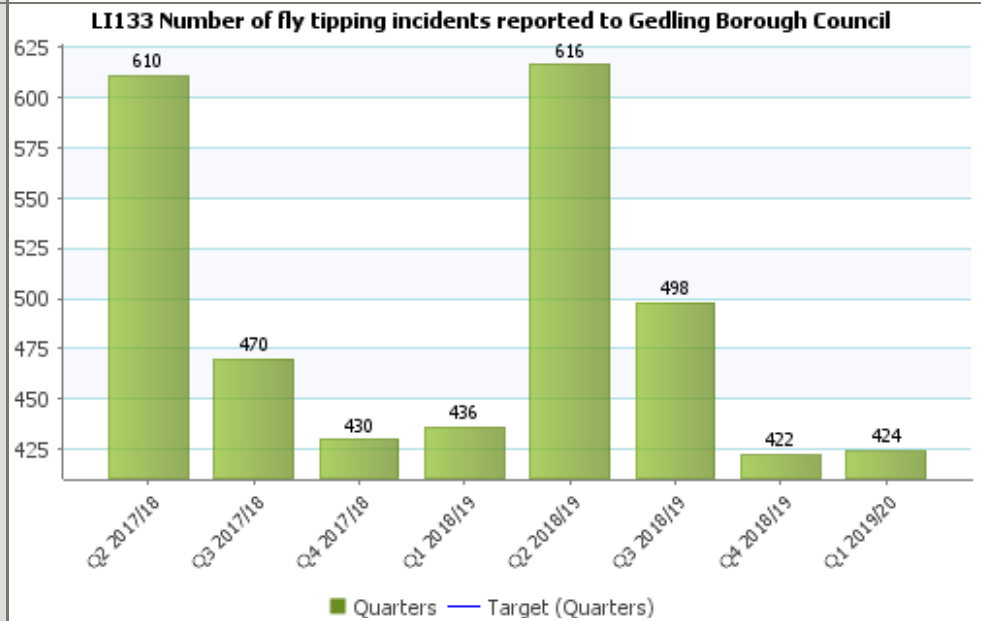
Performance Indicators

LI133 Number of fly tipping incidents reported to Gedling Borough Council




Service Area	Public Protection	Status	
Current Value	Current Target	Trend compared to last period	Trend compared to year ago
424	Tracking Only	↓	↑

Latest Note

Performance against target

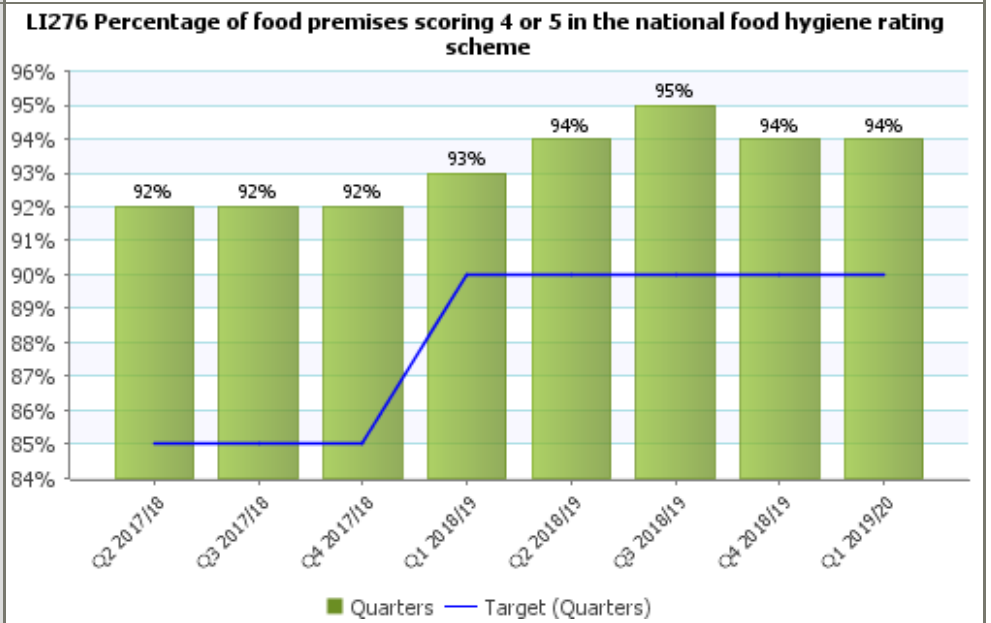


LI276 Percentage of food premises scoring 4 or 5 in the national food hygiene rating scheme

Service Area	Public Protection	Status	
Current Value	Current Target	Trend compared to last period	Trend compared to year ago
94%	90%		

Latest Note

Performance against target

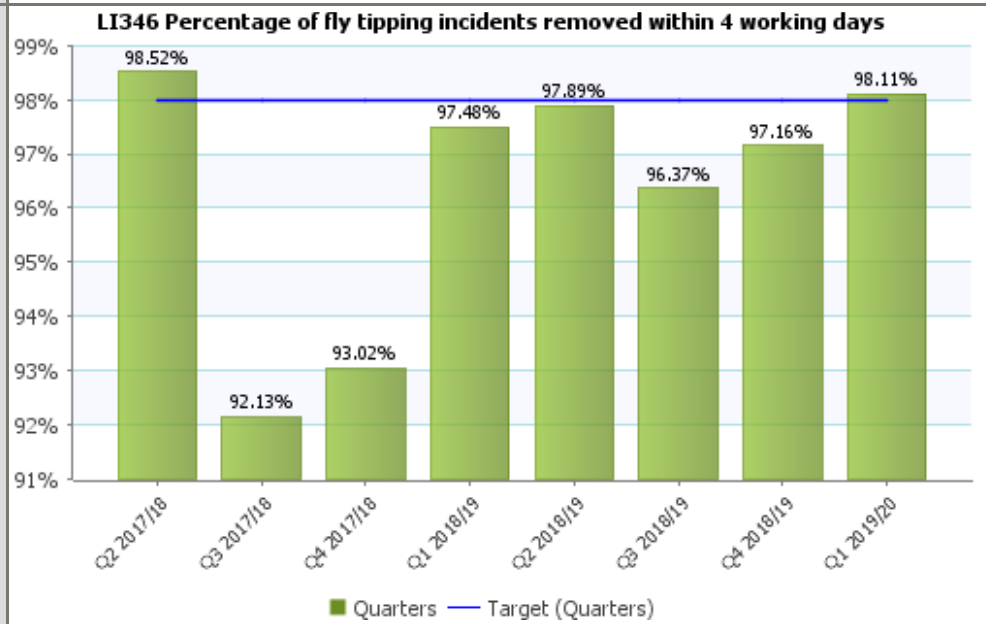


LI346 Percentage of fly tipping incidents removed within 4 working days

Service Area	Transport and Waste Services	Status	✔
Current Value	Current Target	Trend compared to last period	Trend compared to year ago
98.11%	98%	↑	↑

Latest Note

Performance against target

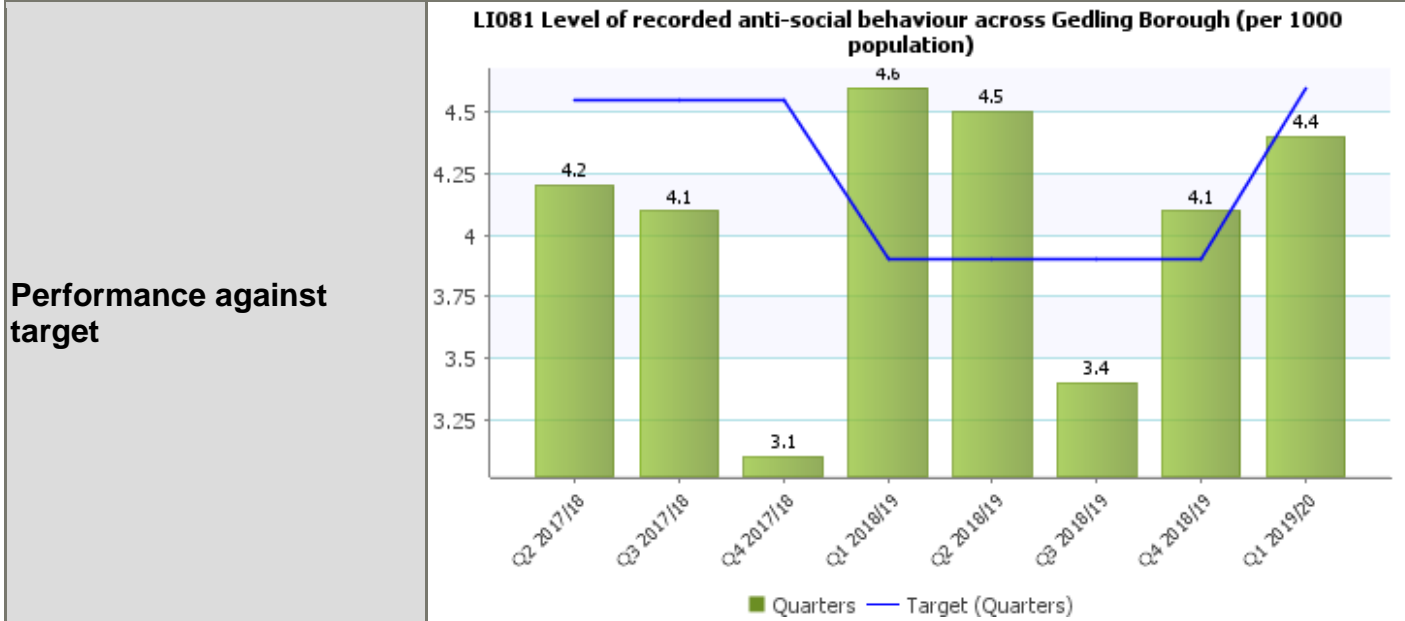





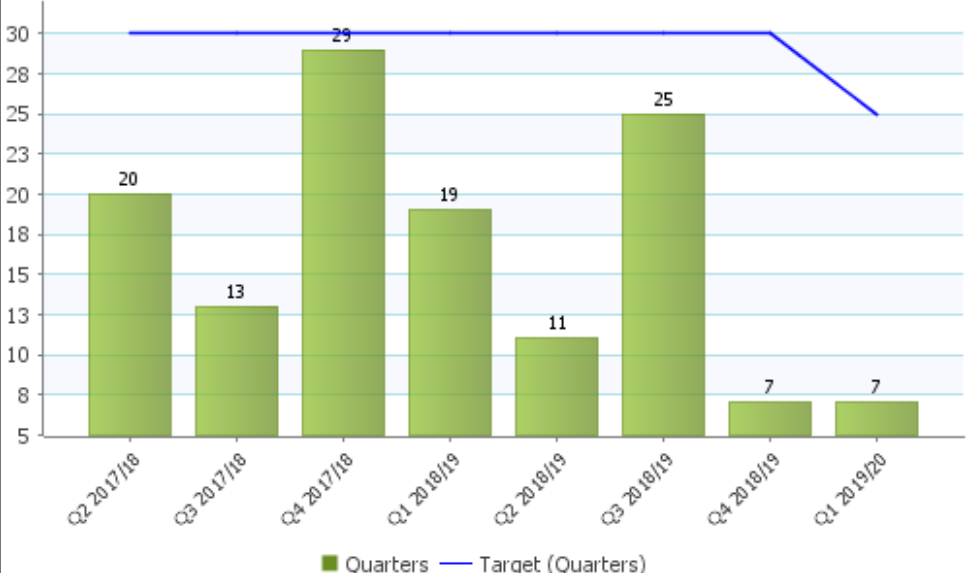
LI076 Level of All Crime across Gedling Borough rate per 1000 population																					
Service Area	Public Protection	Status																			
Current Value	Current Target	Trend compared to last period	Trend compared to year ago																		
14.6	14.7																				
Latest Note																					
Performance against target	<p style="text-align: center;">LI076 Level of All Crime across Gedling Borough rate per 1000 population</p> <table border="1"> <caption>LI076 Level of All Crime across Gedling Borough rate per 1000 population</caption> <thead> <tr> <th>Quarter</th> <th>Rate per 1000 population</th> </tr> </thead> <tbody> <tr> <td>Q2 2017/18</td> <td>13.1</td> </tr> <tr> <td>Q3 2017/18</td> <td>14.2</td> </tr> <tr> <td>Q4 2017/18</td> <td>12.9</td> </tr> <tr> <td>Q1 2018/19</td> <td>14.7</td> </tr> <tr> <td>Q2 2018/19</td> <td>13.5</td> </tr> <tr> <td>Q3 2018/19</td> <td>15.3</td> </tr> <tr> <td>Q4 2018/19</td> <td>14.8</td> </tr> <tr> <td>Q1 2019/20</td> <td>14.6</td> </tr> </tbody> </table>			Quarter	Rate per 1000 population	Q2 2017/18	13.1	Q3 2017/18	14.2	Q4 2017/18	12.9	Q1 2018/19	14.7	Q2 2018/19	13.5	Q3 2018/19	15.3	Q4 2018/19	14.8	Q1 2019/20	14.6
	Quarter	Rate per 1000 population																			
Q2 2017/18	13.1																				
Q3 2017/18	14.2																				
Q4 2017/18	12.9																				
Q1 2018/19	14.7																				
Q2 2018/19	13.5																				
Q3 2018/19	15.3																				
Q4 2018/19	14.8																				
Q1 2019/20	14.6																				

LI081 Level of recorded anti-social behaviour across Gedling Borough (per 1000 population)




Service Area	Public Protection	Status	✔
Current Value	Current Target	Trend compared to last period	Trend compared to year ago
4.4	4.6	↓	↓

Latest Note



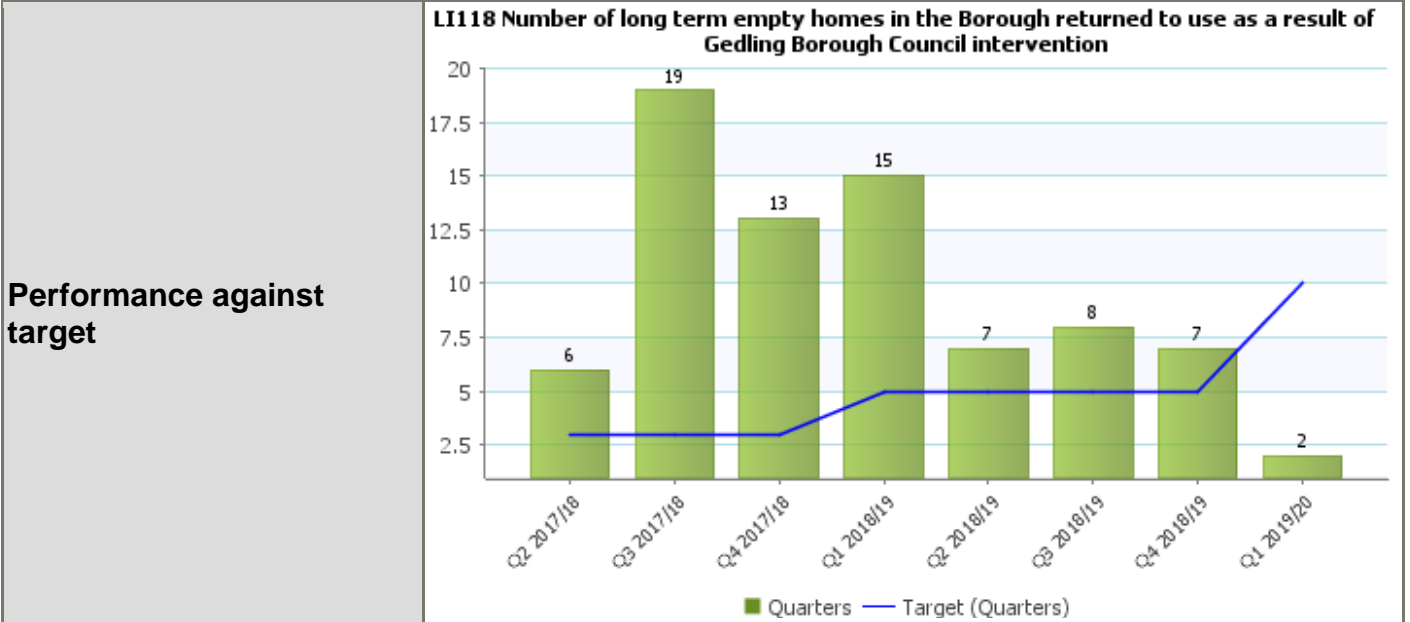
LI107 Number of litter and dog fouling Fixed Penalty Notices (FPN) served																					
Service Area	Public Protection	Status																			
Current Value	Current Target	Trend compared to last period	Trend compared to year ago																		
7	25																				
Latest Note	<p>The focus in the first half of the year is to address ASB resulting in fewer Litter Fixed Penalty Notices. This focus is demand and priority led. The service, as well as focusing on ASB primarily in the Arnold area has also been short of two members of staff as well as having some long term sickness issues. However staffing levels have been addressed with the appointment of two new members of staff. There has also been a significant reduction in cigarette litter, and therefore a reduction in FPNs issued, due to the widespread use of vaping.</p>																				
Performance against target	<p style="text-align: center;">LI107 Number of litter and dog fouling Fixed Penalty Notices (FPN) served</p>  <table border="1"> <caption>Performance against target data</caption> <thead> <tr> <th>Quarter</th> <th>Value</th> </tr> </thead> <tbody> <tr><td>Q2 2017/18</td><td>20</td></tr> <tr><td>Q3 2017/18</td><td>13</td></tr> <tr><td>Q4 2017/18</td><td>29</td></tr> <tr><td>Q1 2018/19</td><td>19</td></tr> <tr><td>Q2 2018/19</td><td>11</td></tr> <tr><td>Q3 2018/19</td><td>25</td></tr> <tr><td>Q4 2018/19</td><td>7</td></tr> <tr><td>Q1 2019/20</td><td>7</td></tr> </tbody> </table>			Quarter	Value	Q2 2017/18	20	Q3 2017/18	13	Q4 2017/18	29	Q1 2018/19	19	Q2 2018/19	11	Q3 2018/19	25	Q4 2018/19	7	Q1 2019/20	7
Quarter	Value																				
Q2 2017/18	20																				
Q3 2017/18	13																				
Q4 2017/18	29																				
Q1 2018/19	19																				
Q2 2018/19	11																				
Q3 2018/19	25																				
Q4 2018/19	7																				
Q1 2019/20	7																				

LI118 Number of long term empty homes in the Borough returned to use as a result of Gedling Borough Council intervention




Service Area	Public Protection	Status	
Current Value	Current Target	Trend compared to last period	Trend compared to year ago
2	10		

Latest Note

Whilst the target was exceeded last year, the number of empty homes returned to use dipped in quarter 1. The officer is dealing currently with 118 properties that are empty and could potentially come back into use. The focus is to address those properties that are causing the most problems to communities which are naturally the more difficult ones to conclude and as a result, a smaller number of cases came to fruition in quarter 1.



LI131 Number of fly tipping and duty of care cases submitted to the Council's Legal Team (cumulative figure)

Service Area	Public Protection	Status	
Current Value	Current Target	Trend compared to last period	Trend compared to year ago
2	5		

Latest Note

The focus in the first half of the year is to address ASB resulting in fewer fly tipping prosecutions. This focus is demand and priority led. The service, as well as focusing on ASB primarily in the Arnold area has also been short of two members of staff as well as having some long term sickness issues. However staffing levels have been addressed with the appointment of two new members of staff. Fly tipping prosecutions will be pursued where there is sufficient evidence to do so but this performance figure is largely dependent on what cases become available to take forward

